

Dura-Carb can supply centerless ground rod to very close tolerances—with standard or *polished* finish. An extensive inventory of extruded rod, in the grades most commonly used in the metal stamping industry, is maintained so that your order can be shipped promptly. When required, we will accept and grind customer-supplied material.

Carbide Centerless Ground Rod

DGR SERIES		OVERALL LENGTH L						
TYPE	D DIAMETER	1¼	1¾	2	2¼	2½	2¾	3
1DGR	.045 - .0649	■	■	■	■	■	■	■
2DGR	.065 - .0879	■	■	■	■	■	■	■
3DGR	.088 - .1249	■	■	■	■	■	■	■
4DGR	.1250 - .1409	■	■	■	■	■	■	■
5DGR	.141 - .1569	■	■	■	■	■	■	■
6DGR	.157 - .1729	■	■	■	■	■	■	■
7DGR	.173 - .1875	■	■	■	■	■	■	■
8DGR	.1876 - .2049	■	■	■	■	■	■	■
9DGR	.205 - .2199	■	■	■	■	■	■	■
10DGR	.220 - .2359	■	■	■	■	■	■	■
11DGR	.236 - .2499	■	■	■	■	■	■	■
12DGR	.250 - .2669	■	■	■	■	■	■	■
13DGR	.267 - .2829	■	■	■	■	■	■	■
14DGR	.283 - .2979	■	■	■	■	■	■	■
15DGR	.298 - .3129	■	■	■	■	■	■	■
16DGR	.3125 - .3439	■	■	■	■	■	■	■
17DGR	.344 - .3749	■	■	■	■	■	■	■

HOW TO ORDER	QUANTITY	TYPE	DIAMETER	LENGTH
	6	8DGR	.196	3

LARGER OR SMALLER "D" DIAMETERS AVAILABLE.

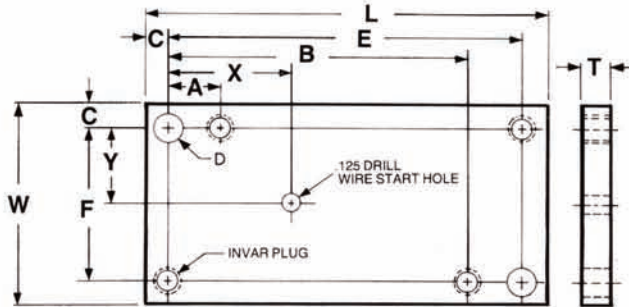
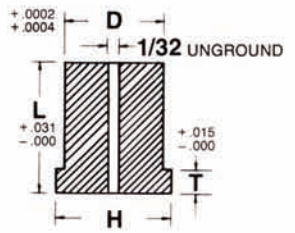
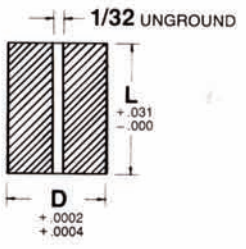
Carbide Wire EDM Blanks

TYPE HEADLESS DW () HEADED DWD ()	BODY DIAMETER D	HEAD DIAMETER H	HEAD THICKNESS T	OVERALL LENGTH L			
				½	¾	1	1¼
() 25	¼	¾	⅜	■	■	■	■
() 31	⅕	⅞	⅜	■	■	■	■
() 37	⅜	1	⅜	■	■	■	■
() 43	⅞	1¼	⅜	■	■	■	■
() 50	1	1½	⅜	■	■	■	■
() 62	1¼	2	⅜	■	■	■	■
() 75	1½	2¼	⅜	■	■	■	■
() 87	1¾	2½	⅜	■	■	■	■
() 100	2	3	⅜	■	■	■	■

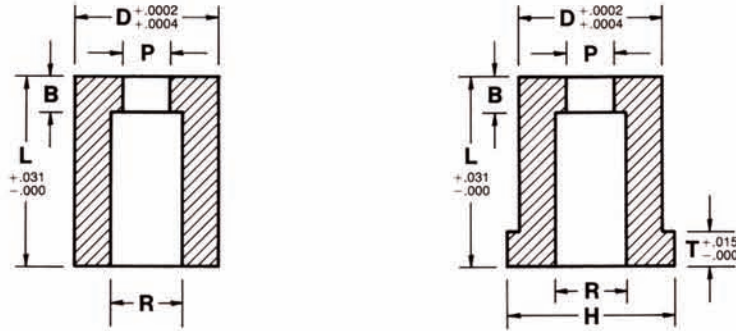
COUNTERBORES AVAILABLE

If more than one start/flush hole is required a drawing is necessary, other size start/flush holes are available.

OTHER LENGTHS AVAILABLE

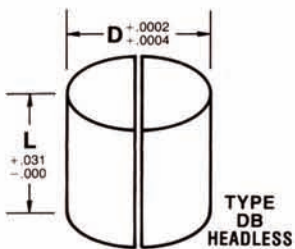


Carbide Wire EDM Punch & Die Blocks are also available per prints.

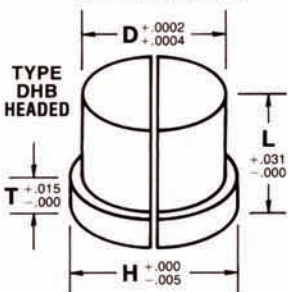


Carbide EDM Shaped Bushings

TYPE HEADLESS D_() HEADED DH_()	BODY DIAMETER D	HEAD DIAMETER H	MIN. LAND B	HEADLESS DS HEADED DHS		HEADLESS DR HEADED DHR		HEADLESS DO HEADED DHO		HEADLESS DF HEADED DHF		MAX. RELIEF HOLE R	OVERALL LENGTH L	
				P	MAX. DIAG.	W MIN.	MAX. DIAG.	W MIN.	P MAX.	W MIN.	P MAX.		1	1 1/4
() 37	3/8	1/2	3/16	.062	.200	.062	.200	.062	.195	.062	.195	.228	■	■
() 50	1/2	5/8	3/16	.093	.285	.093	.285	.062	.270	.062	.270	.312	■	■
() 62	5/8	3/4	3/16	.125	.365	.125	.365	.093	.365	.093	.365	.385	■	■
() 75	3/4	7/8	1/4	.187	.437	.187	.437	.156	.437	.156	.437	.468	■	■
() 87	7/8	1	1/4	.250	.540	.250	.540	.187	.520	.187	.520	.578	■	■
() 100	1	1 1/8	1/4	.375	.650	.375	.650	.250	.650	.250	.650	.687	■	■



ALSO AVAILABLE
IN SHAPES
SHOWN ABOVE



Carbide Split Die Blanks

TYPE DB () DHB ()	BODY DIAMETER D	HEAD DIAMETER H	HEAD THICKNESS T	OVERALL LENGTH L			
				1/2	3/4	1	1 1/4
() 18	.1875	5/16	1/8	■	■	■	
() 25	.250	3/8	3/16	■	■	■	
() 31	.3125	7/16	3/16	■	■	■	■
() 37	.375	1/2	3/16	■	■	■	■
() 43	.4375	9/16	3/16	■	■	■	■
() 50	.500	5/8	3/16	■	■	■	■
() 62	.625	3/4	3/16	■	■	■	■
() 75	.750	7/8	3/16	■	■	■	■
() 87	.875	1	3/16	■	■	■	■
() 100	1.000	1 1/8	3/16	■	■	■	■

HOW TO ORDER

QUANTITY	TYPE	W-P	OVERALL LENGTH	HEADLESS HEADED	QUANTITY	TYPE	OVERALL LENGTH	HEADLESS HEADED
6	DF-75	W-.165 P-.420	1 1/4	HEADLESS	10	DHB-43	3/4	HEADED

ALL PRODUCTS ARE ALSO AVAILABLE IN METRICS.